



Raised Floor Outlet Box



Cable Management

Floor Outlet Boxes

The MK floor outlet box incorporates many innovative features designed to speed up installation and provide the client with a safe and easy-to-use product.

Floor outlet boxes are normally secured within panels which can be located anywhere within an access floor.

An individual accessories plates are interchangeable, allowing any combination to be prepared. Blank plates are available for use where the precise requirements are unknown or future requirements cannot be determined in advance. They ensure that all boxes are complete when fitted.

The floor outlet boxes are supplied complete with texture, **easy-to-clean frame and lid** available in two colours, light grey and charcoal.

The **'snap-in' lid**, incorporating a steel reinforcing plate, is reversible and readily detaches from the frame when accidentally kicked or knocked. The top is recessed to accommodate up to 7mm thickness of carpet or a similar floor finish.

Access to the interior is by the use of a flush fitting handle.

Cables are guided by **cable retainers** through generous **cable outlet** which open automatically and lock into position when cables are present. Detachable cable retainers are mounted on the side of the frame to guide cables safely through the outlets in the lid.

The frame, which is also reversible, incorporates a **unique ratchet system** and is designed to be self-adjusting to any normal floor finish thickness. The frame is secured by hand operated ratchet bars which provide for quick and efficient installation and removal without the need for tools.

To remove the carpet frame, the ratchet bars on the opposite sides of the frame are pulled towards the centre of the box, releasing the pressure and allowing the frame to be lifted clear.

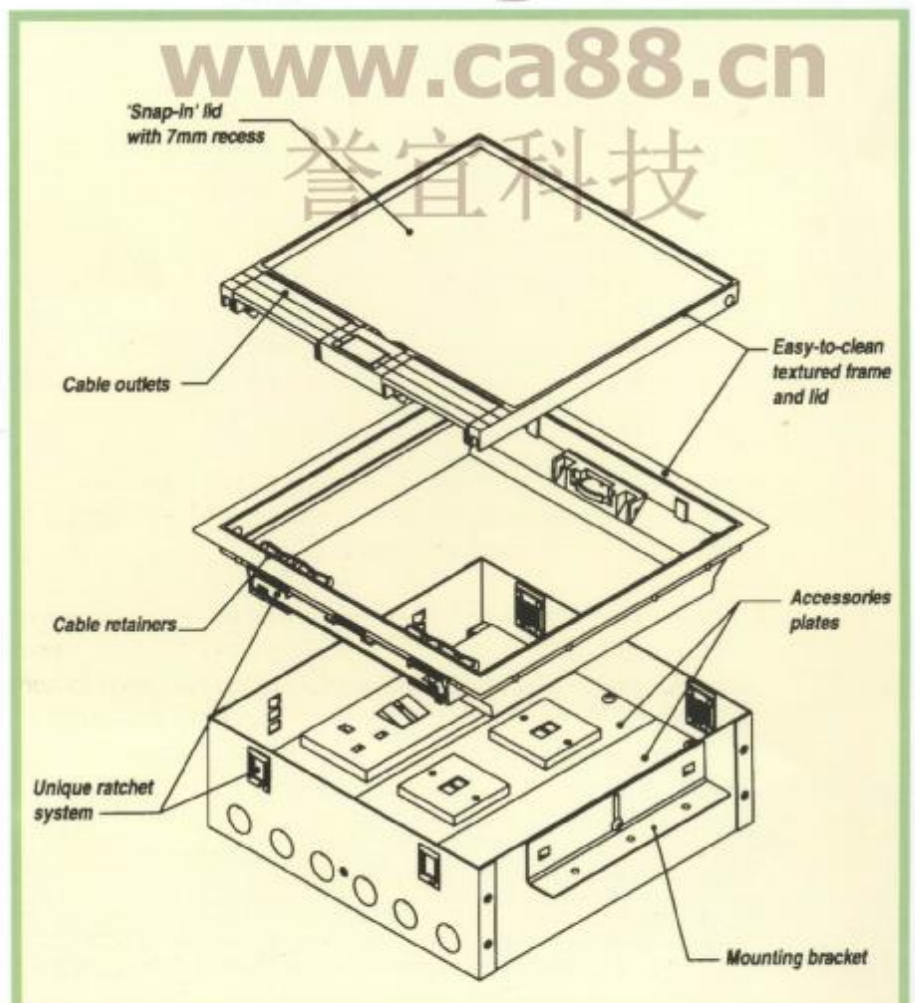
The **accessories plates** within the floor outlet box can be withdrawn from above by removing two screws, without first having to remove the floor outlet box. A wide range of power, telecommunications and data accessories plates are available.

The floor outlet boxes are supplied with an adjustable **mounting bracket** fixed to each of the two short sides. This is designed to allow the floor outlet box to be fixed from above or below the access floor panel. The minimal thickness of the bracket allows it to be concealed by the floor finish when mounted from above.

The MK floor outlet box is designed for use in any access floor system or for installation where the necessary clear void space is available.

A minimum depth of 100mm is normally recommended from the top of the access floor panel to the top of the structural slab.

NB The size of cutout for access floor panel is **258 x 258 (mm)**



Standard and Approvals

The trunking system complies to the relevant specification, i.e. BS4678, SS249 and IEC61084. The electrical accessories comply with the relevant requirements of BS1363, BS5733, SS145 and SS241. If required, Declaration of Compliance according to IEC/ISO Guide 22 can be provided.

In addition, MK floor outlet boxes comply to a stringent load test requirement.

Technical Specification

Materials:

ABS, Polyamide and Galvanised Steel.

Strength:

The floor outlet boxes are capable of resisting minor accidental loading only when rigidly supported under the outer rim of the cover frame. They are not intended for use in areas subject to access floor design loads. Specific details are available on request.

Fire:

The outer casing of the floor outlet box is manufactured from metal and is non-combustible.

Chemical resistance:

Non-corrosive

Water absorption:

The floor outlet boxes are for use in situations where the cleaning method used does not result in the formation of pools of liquid or soaking of the floor surface.

Degree of protection:

Enclosure classification IP20, when installed in accordance with the instructions set out in the Installation Guide.

Ambient temperature range:

	Min	Max
Handling and storage	-5°C	60°C
During installation	-5°C	60°C
Operating	-5°C	40°C

(Average not to exceed 35°C in any 24 hour period)

Installation

The Floor Outlet Boxes are designed to be located within the depth of the access floor. Whilst the number and location of the boxes will depend on the user's requirements, as general guide, the minimum recommended distribution is one floor box for every 10m² of floor box per 4m² being the likely maximum. These figures are approximately equivalent to boxes sited on a two dimensional grid of 3000mm and 2000mm respectively.

Normally it is desirable not to have an outlet further than 1600mm from the equipment being served. However this can be extended in cases where the outlet box is used to feed desk or screen mounted power supply with integral outlets.

All floor outlet boxes must be completely fitted out with made up modules prior to use.

In the user's requirements are precisely known, this will not present any problem. However, floor boxes are interchangeable and can be easily and quickly relocated to serve particular items of equipment. This is done by unplugging a box and then relocating box and floor panel complete.

Selection Table For List No.

List No.	Colour
**91503 CHA	Charcoal
91506 GRY	Grey

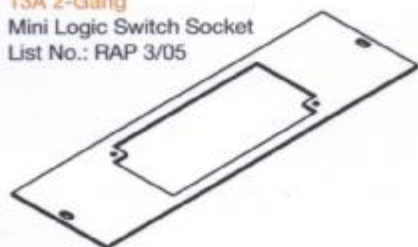
** Based on project requirement with a minimum quantity of 500 boxes

Floor Outlet Box Accessories Plates

POWER

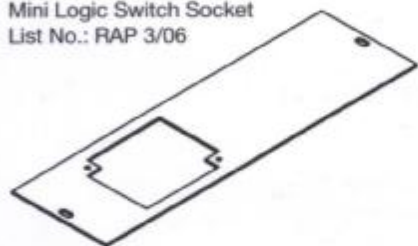
13A 2-Gang

Mini Logic Switch Socket
List No.: RAP 3/05



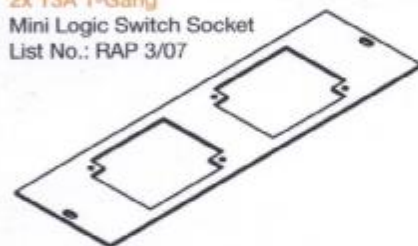
13A 1-Gang

Mini Logic Switch Socket
List No.: RAP 3/06



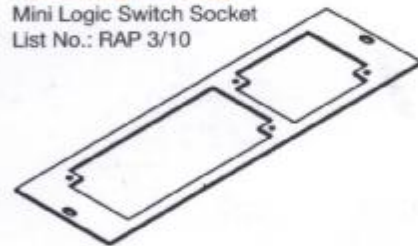
2x 13A 1-Gang

Mini Logic Switch Socket
List No.: RAP 3/07



13A 2-Gang + 1 Gang

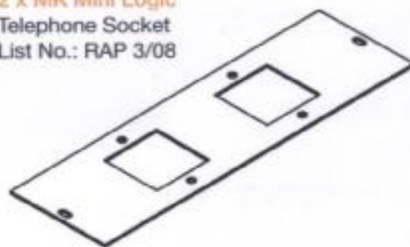
Mini Logic Switch Socket
List No.: RAP 3/10



TELECOM

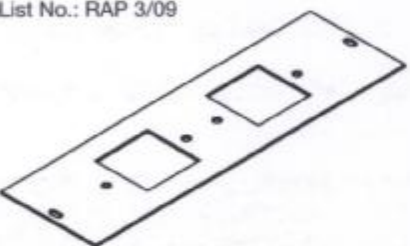
2 x MK Mini Logic

Telephone Socket
List No.: RAP 3/08



2 x MK Logic Accessories

List No.: RAP 3/09



DATA

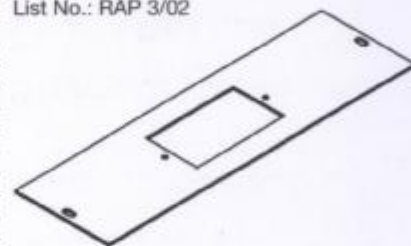
Blank Plate

List No.: RAP 3/01



Cutout for American Type Face Plate

List No.: RAP 3/02



www.mkgent.com

www.ca88.cn

誉宜科技



网址: www.mkgent.com

邮箱: mkgent@live.cn

手机: 18666210788 韦先生

FAME YEAR-南宁市誉宜电子科技有限公司 (亚太区营销展示物流总部)

地址: 南宁市东盟商务区中新路8号中新国际4号楼16楼

TEL: (+86-771) 2821300-0 MOB: 18978181895

FAX: (+86-771) 2821300-808

FAME YEAR- 誉宜科技 (深圳) 全球技术支持中心

地址: 深圳市福田区滨河大道朗晴馨洲大厦23楼

TEL: (+86-775) 83478005-0 MOB: 18666210788 韦先生

FAX: (+86-771) 83478005-808

FAME YEAR- 誉宜 (香港) 有限公司